

About Hours of Service

Shaw Tracking certifies that Hours of Service is compliant with Federal Motor Carrier Safety Regulation 49 CFR § 395.15.

When you request to see a driver's logs, you can expect the driver to hand you this quick reference card and hold the display unit for you to see. You can view log data in a graph or detailed view.

Note: Drivers are responsible for verifying the accuracy of the logs. Drivers are not able to edit driving time on their electronic logs!

Header Line Information

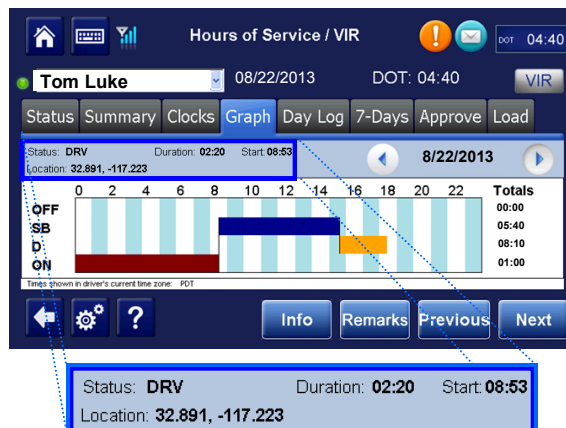
- At the top, the driver's name is always visible.
- A dot preceding the name indicates the driver's current status:
 - - a bright green dot indicates the active driver.
 - - a dull green dot indicates the inactive driver.
- To view a team driver's status, tap the drop-down list and select a different name.
- The DOT clock displays the lesser of the times remaining on the 8-Hour Rest Break, 11-Hour Driving, 14-Hour On-Duty, and 60-Hour or 70-Hour On-Duty clocks.

Hours of Service DOT Quick Reference Card for use with the Mobile Computing Platform 50 (MCP50)

Logs Viewed as a Graph

The **Graph** tab visually depicts the duration of a driver's activity over the past 24 hours.

Tap a bar to see details about that activity. The selected bar turns red.



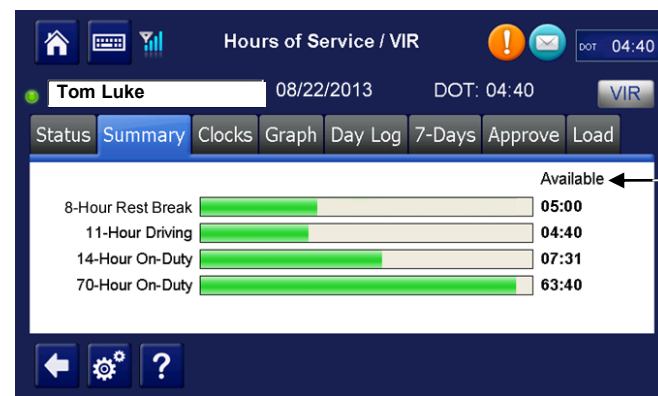
Tap the arrow buttons to see data from other days in the current duty cycle.

An orange bar indicates that the duty status occurred during a system or sensor failure. The driver is instructed to keep paper logs during these periods.

The driver's current status, the time it started, and how long the driver has been in this status.

Summary and Status Tabs

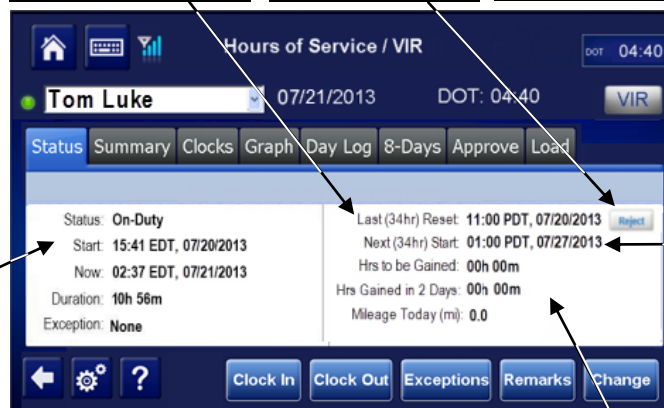
The **Summary** tab shows the time remaining before the driver is in violation of each Hours of Service rule. **Status** shows other important driver information.



When the driver's last 34hr reset was granted.

Removes 34hr reset from driver's logs.

When the driver's off duty time begins to count towards the next 34hr reset.



Daily hours gained tonight and tomorrow night based on the weekly rule. Also today's mileage.

Shaw Tracking endeavors to ensure that the information in this document is correct and fairly stated, but Shaw Tracking is not liable for any errors or omissions. Published information may not be up to date, and it is important to confirm current status with Shaw Tracking.

June 2013

80-JB918-1 Rev. B

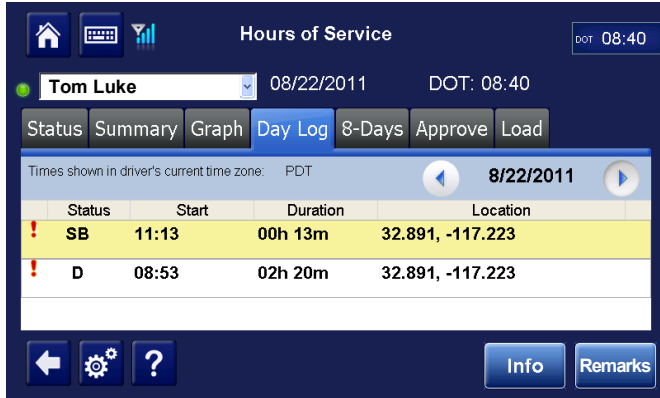
WARNING

Driver - Do not use while vehicle is in motion.

Use of display unit while driving will cause distraction and loss of vehicle control which may lead to serious injury or death.

Day Log Details

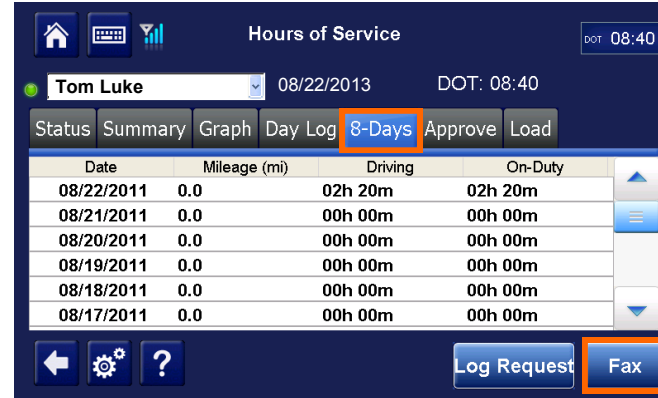
The Day Log tab lists the driver's activities over the past 24 hours. Tap the arrow buttons to navigate through the records.



- All start times reflect the time zone of the driver's home terminal.
- ✓ indicates the driver approved the record.
- ! indicates there was a system or sensor failure at the time of this record. Drivers are instructed to keep paper logs when a failure occurs. Upon notification that the problem was resolved, the driver is instructed to return to using the Hours of Service application.

8-Days (7-Days) Driving and On Duty Totals

This tab shows the total miles driven and the total Driving and On-Duty time for each day in the most recent duty cycle.

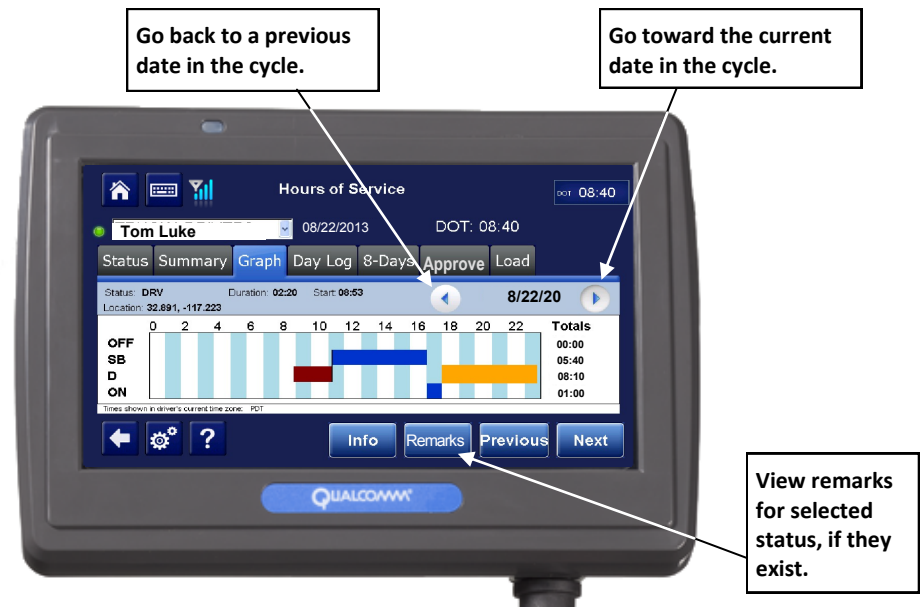


Request Logs as a Hard Copy

If you prefer a hard copy of the driver's logs, you can request that the logs be faxed to your office.

Provide the driver with your fax number and a name to enter in the **Attention** field.

DRIVER NOTE: If you are out of coverage and need to request a faxed copy of your logs, please call your dispatcher for assistance.



WARNING

Driver - Do not use while vehicle is in motion.

Use of display unit while driving will cause distraction and loss of vehicle control which may lead to serious injury or death.